



GIFT CARD
Member Side

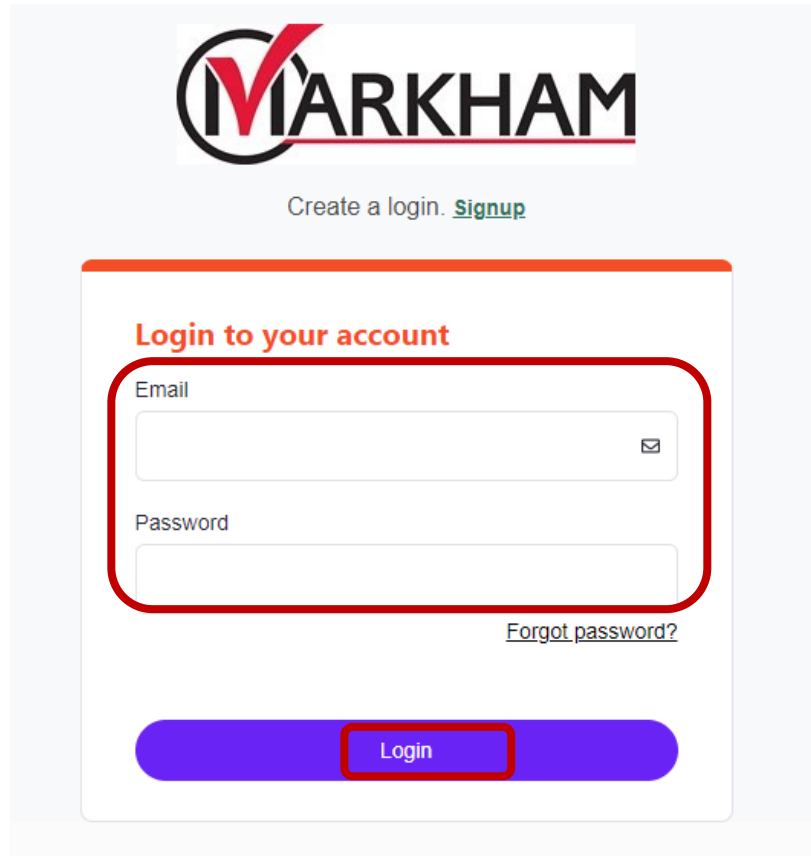
TABLE OF CONTENTS

Viewing Gift Card Product..... 1
Purchasing a Gift Card Product Online 2
Payment using Gift Card 5

Viewing Gift Card Product

The information below will provide instructions on how to view the available gift card products as a client.

1. Visit cityofmarkham.perfectmind.com



City of MARKHAM

Create a login. [Signup](#)

Login to your account

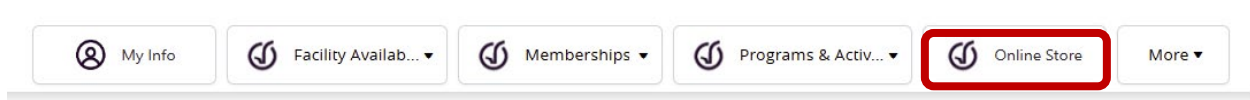
Email

Password

[Forgot password?](#)





[Login](#)

2. Click “Login” to access your existing client account.
The system will load the client detail page.



3. Click on the “Online Store” tab to reveal the “Gift Card” products.

Product List

 <p>E-Gift Card: \$25 \$25.00 Add to Cart Actions</p>	 <p>E-Gift Card: \$50 \$50.00 Add to Cart Actions</p>	 <p>E-Gift Card: \$100 \$100.00 Add to Cart Actions</p>	 <p>E-Gift Card: \$300 \$300.00 Add to Cart Actions</p>
-----------------------------------------------------------------------------------------------------------------------------------------------------------	-----------------------------------------------------------------------------------------------------------------------------------------------------------	-------------------------------------------------------------------------------------------------------------------------------------------------------------	--------------------------------------------------------------------------------------------------------------------------------------------------------------

<p>Gift Card: \$300 \$300.00 Add to Cart Actions</p>	<p>Gift Card: \$50 \$50.00 Add to Cart Actions Checkout Adjust Quantity Print</p>
-------------------------------------------------------------------------	--------------------------------------------------------------------------------------------------------------------------------

Purchasing a Gift Card Product Online

1. Click on the image of the desired gift card (\$25/\$50/\$100/\$300)

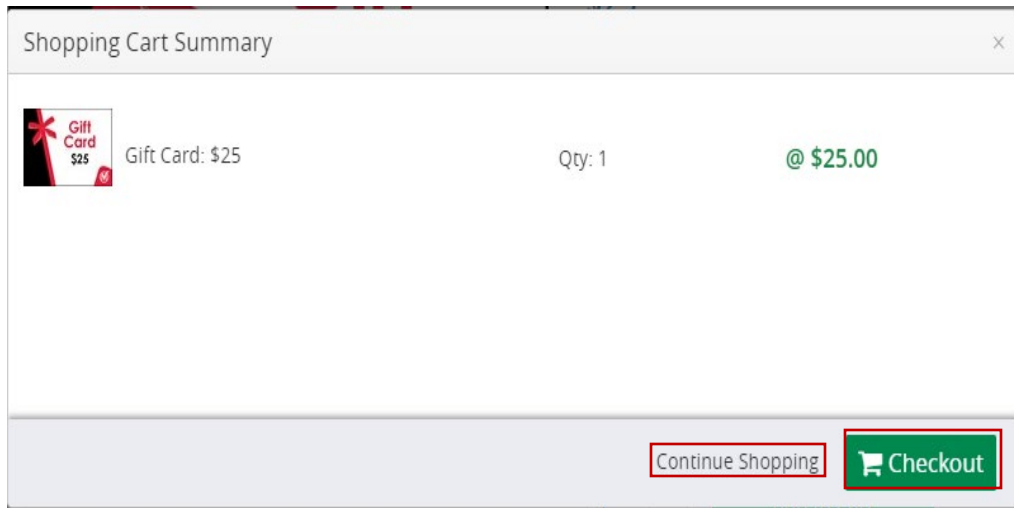
[Back to Products](#)



Gift Card: \$25
\$25.00

IMPORTANT
You will not receive the e-gift card automatically.
After placing the order and purchasing the e-gift card, you must click the grey gift card icon on the transaction summary screen to print or email it.

2. On the pop-up shopping cart summary page, click “Add to Cart” to proceed to payment.




If you wish to continue shopping, the shopping cart summary will update with new additions when you click “Add to Cart”


3. Click “Checkout”


Payment Method


Your available credit

 **Use your credit balance**
Available : \$5.52

Your credit cards

 ***** [REDACTED]
[REDACTED]

 ***** [REDACTED]
[REDACTED]

 Add a new Card

Place My Order

Order Summary

Clear Cart

E-Gift Card: \$25 \$25.00 ×

Total **\$25.00**

Gift Card or Promo Code


4. Click “Place My Order” to display transaction summary page. Additionally, the terms and conditions for the purchased gift card are automatically sent to your email.


Your purchase has been successfully completed!

Transaction summary [REDACTED]

Qty	Item	Amount
1	E-Gift Card: \$25	\$25.00

Initial Payment: \$25.00
Subtotal: \$25.00
Tax: \$0.00
Total: \$25.00

 Print Receipt

 Gift Card

From: Contact Centre Customer Service <customerservice@markham.ca>
Date: [REDACTED]
Subject: Thank you for purchasing a City of Markham Gift Card
To: [REDACTED]

Dear [REDACTED]

An online purchase has been processed:

Transaction Number: [REDACTED]

Item Name: E-Gift Card: \$25
Quantity: 1
Total Amount: 25.00
Purchased Date: [REDACTED]

Thank you for purchasing an e-gift card. It can be applied to many programs, products or services offered at the City of Markham. Visit markham.ca/egiftcard to learn about how to use it, terms, conditions, and frequently asked questions.

Thank you,
City of Markham


5. Click on the “Gift Card” button to display the e-gift card on a new URL. You can then print or email the e-card to yourself for safekeeping. You can forward the e-card from your email as a gift to another person.

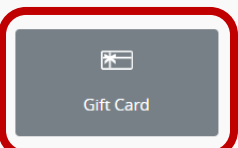
Your purchase has been successfully completed!

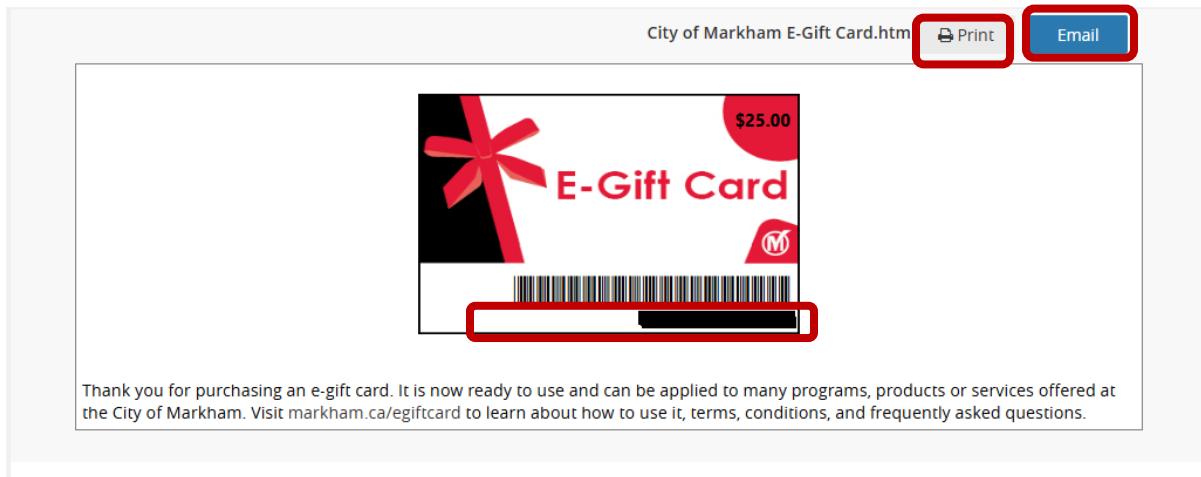
Transaction summary (#559838)

Qty	Item	Amount
1	Gift Card: \$25	\$25.00

Initial Payment: \$25.00
Subtotal: \$25.00
Tax: \$0.00
Total: \$25.00

 Print Receipt

 Gift Card



Payment using Gift Card

1. Enter your gift card number on your order summary page.

Order Summary

Clear Cart

Cooking: Children	
June July 00066298 04/04/2024 - 06/04/2024, 01:00 PM - 02:30 PM	\$60.27 ×
REC: Cooking Supplies - Basics (required)	\$15.00 ×
June July	
Total	\$75.27

Gift Card or Promo Code

Order Summary

Clear Cart

Cooking: Children

June July
00066298 **\$60.27** ×
04/04/2024 - 06/04/2024,
01:00 PM - 02:30 PM

REC: Cooking Supplies - Basics (required)

June July **\$15.00** ×

Total **\$75.27**

Gift Card ****1100 - \$30.00 ×

Gift Card ****5346 - \$30.00 ×

0996569352506140


Apply

Invalid number

Balance Remaining **\$15.27**

Payment Method

Your available credit

 Use your credit balance
Available : \$212.11

Your credit cards

VISA ***** 1111
June July Expires : 01/27

VISA ***** 1111
June July Expires : 01/27

 Add a new Card

Place My Order

[Continue Shopping](#)

Order Summary

Clear Cart

Cooking: Children

June July
00066298 **\$60.27** ×
04/04/2024 - 06/04/2024,
01:00 PM - 02:30 PM

REC: Cooking Supplies - Basics (required)

June July **\$15.00** ×

Total **\$75.27**

Gift Card ****1100 - \$30.00 ×

Gift Card ****5346 - \$30.00 ×

Gift Card ****1015 - \$15.27 ×

Gift Card or Promo Code

Apply

Balance Remaining **\$0.00**

2. Click "Place My Order" button to complete the transaction.